

# CHANNEL CHATTER

Published each April - August - December

The HF Radio Communications Network for ...  
Remote Area Travelling by Land or Sea

# Austravel Safety Net Inc.

## VMD750



# HF Radio Network



## News & Information For Austravel Members

### DISCLAIMER

The opinions and information contained within this newsletter are provided in good faith and whilst Austravel SafetyNet Inc. has taken all care in the preparation of the material provided, Austravel SafetyNet Inc. does not accept legal liability or responsibility related to articles placed by its members.

## April 2023 EDITION

# Whats Inside April 2023



- Presidents Report
- Words From The Vice President
- From The Treasurer
- Kwolyin W.A. - Easter Campout
- Austravel Muster QLD - Blackbutt Gathering
- Austravel Campout W.A. - Busselton
- Penong Base - Part 2
- From The Sked Operator's Desk
- A Few Words From Joe Rubio 5759
- Article From Ray Mulder 4912
- Solar Panels
- The Dig Tree
- Up & Coming Events
- Prospecting
- Cooee Call
- Welcome New Members



## **Austravel SafetyNet Inc. Committee**

Kim Rhodes	President	7880
Peter Schrader	Vice President	2513
Rick Shea	Secretary	3097
Ken Fischer	Treasurer	9618
Bob Carne	Committee 1	1750
Joe Rubio	Committee 2	5759
Michael Henderson	Committee 3	6041

## **Committee Support Roles**

<b>Channel Chatter Editor</b>	John Hall	6014	<b>Social Media</b>	Pim Cahill	7255
<b>Sked Coordinator (east)</b>	Ken Fischer	9618	<b>IT Support</b>	Andrew Griffin	4053
<b>Sked Coordinator (west)</b>	Terry Clinch	1928	<b>IT Support</b>	Peter Schrader	2513
			<b>Web Master</b>	Joe Rubio	5759

# Presidents Report

## Membership renewal and payment:-

I mentioned in the last Channel Chatter that we are implementing a new accounting and invoicing system. I have to re-iterate that one of our biggest problems now is getting you the members to identify your payments in the bank. We have many Smiths, Browns Kims etc and JB or Fred and Carol doesn't cut it when the treasurer is trying reconcile the months payments. When you do make a payment **please include your selcall number** in the payment reference. Everything is linked to your selcall number in our system it is like your new name and is more important on a payment than name or invoice number and much better than no reference at all. If we cannot identify your payment, as an un-paid member you will get locked out of the web page, your Telcall access will be removed and you will not have a license to transmit.

To be noted is that if you help us keep it easy and let the volunteers spend just the amount of time they should on the task. Please make sure you fill in all possible reference areas of a payment with selcall number.

Regarding late payments for membership the above also applies. You will be cut off after a set date of no payment. When the volunteers have to ring, send reminder emails for payments the work load is increased. If your phone number and email have changed it is impossible to contact you. If you pay late you still pay the full renewal fee. So if possible please pay renewals on time and notify the secretary if you don't wish to renew.


While I am going over house keeping, I implore members to log into the web page member area. There are still many members who have never logged into their personal area on the Austravel web page. After logging in the first thing to check is that your personal information is correct. In this location we encourage you to keep your information up to date as it may help in an emergency. Things like, new phone number, new car, new wife or husband or just to save your Out-n-About pin numbers in the appropriate area. The member login area gives you access to all club documentation including committee meeting minutes, finances operational manuals and KISS sheets.

Note that the web page member area is not linked to the Out-n-About data base which holds some of the same information. In the web page you can record but not set Out-n-About pin numbers. I still manage the Out-n-About data base separately so if your phone number has changed please also let me know directly by email as your phone number is required to help you in an emergency. It is quite a technical task to link these data bases and the volunteers valued time is limited but it is being planned.

Sadly we had Alice Springs Base down for some time over Xmas. Again this happened at the end of the year where our local technical support was out of town for some time and equipment delivery to site is very slow from Western Australia. It is a challenging site for equipment with very high equipment temperatures on some days in summer.

However Alice Springs has now been back on line since February and functioning normally. As a reminder and like all bases it scans a selection of our 10 channels being 1,3,5,7,8. So no point trying to Beacon call it on a channel it does not scan.

For all bases, scan channels and operational status are shown in Out-n-About, by selecting the **More** button then

select  **Radio Base Stations** or by logging into the member area of the web page.

Scan channels are also listed at the top of the sked time tables.



# SOME WORDS FROM THE VICE PRESIDENT



The author and maintainer of the Telcall+ software, Scott Rhodes, brother of Kim, has retired and in an extraordinary act of generosity has gifted Austravel the Intellectual Property (IP) for the Telcall suite of software applications.

For the members info Scott Rhodes has written an enormous amount of code that has supercharged our HF network to arguably the most functional network in Australia, perhaps the world ..... I would like all members to recognise this effort, stand up and applaud please.

And now that Austravel has the source code a few things will be changing in the background. The mobile apps will be un-available from the Apple App stores for a few weeks while we sort out the new Austravel Apple development account, by the time this newsletter is published the Android version will be available for new members. In the meantime, please avoid uninstalling the mobile apps as you will not be able to reinstall from either of the app stores.

Scott has kindly hosted the Telcall data collector software for some time now, his retirement has prompted us to move this software to an Austravel controlled server, by the time you read this, it has happened. If you notice that your app is not working, please restart your device.

We are very fortunate in that the software that Scott has written and tested by Kim is quite stable, meaning it's just maintenance to perform. We will be working on making the platform more resistant to hacker attacks over the next few months. It is our intention that these changes will not affect users.

As always if you have any suggestions to improve the apps and/or the membership portal, please get in touch – [2513@austavelsafetynet.org.au](mailto:2513@austavelsafetynet.org.au) .

Peter Schrader (2513 / VK4EA / KQ4PS)

Vice-president

Austravel Safetynet Inc

## *From the Treasurer*

Having recently accepted the position of treasurer until the next AGM, I am on a learning curve using the accounting software package Manager which has been tailored to the needs of the club and dovetails with the membership database. I look forward to the contribution I can make to the club in the role, have received great support in learning the accountabilities associated with the position and have completed the February bank reconciliation statement and a receipts and payments report.

Currently the club is in a sound financial position given the recent payments of membership fees. Further information on the financial position of the club can be gleaned from the March committee meeting minutes in the members' area of the website.

Regards

Ken Fischer 9618.





**April 7th – 10th 2023**

Kwolyin Campsite is situated on what used to be the old football oval. You wouldn't know it. Pristine bush, with orchids, flowering annuals and sandalwoods surround the camp.

Rarely can you sit in a picnic shelter and look on at orchids on the sides of the shelter. Or, park your caravan in a dedicated bay in the bush.

The group camping sites are scattered under salmon gums over the former townsite.



The camp boasts toilets, camp kitchen, large & small shelters, dedicated tent camping and caravan bays, campfires with BBQ plate (1st April - 30th September only), bush walks and a pioneer walk trail through the old campsite & more.

*\*There are no camping fees, and bookings are not required.*

Please email if you are interested in attending [hfradio@bigpond.com](mailto:hfradio@bigpond.com) or request further information on how to get there, so we can keep an eye out for you....

For More Information Contact John 6014 Ph. 041 249 3866

[Google Maps Link](#)

# Austravel Muster



## Blackbutt Qld 25<sup>th</sup>, 26<sup>th</sup>, 27<sup>th</sup> and 28<sup>th</sup> May Blackbutt Showgrounds, Bowman Road

Powered Caravan and camping sites, toilets, and showers. \$8 per person per night unpowered, and \$10 per person with power. Dump point at entrance to the grounds.

Pay caretaker on arrival.

Welcome sausage sizzle on Friday Night - Free if you purchase a raffle ticket to help with the cost.

BYO morning tea Saturday and Sunday around 10am

BYO BBQ Saturday night - the Showgrounds BBQ is available for our use (relax we will find a couple of Cooks) and a raffle draw.

### WHAT'S ORGANISED

The weekend is all about a social gathering where you can catch up with fellow club members and enjoy a chat and a cold one.

We will group together over morning tea on Saturday morning (10am) where one or more Committee members will update on what's happening in the Club:

Bases - Skeds - finances etc.

This is not a GM or AGM but please bring along your questions both technical and general and knowledgeable members will do their best to answer your enquiries.

As always one-on-one radio training, sked training general information will be available.

Contact Bob Carne Ph.0407 936 289 E:bobandcarmel@gmail.com



# Austravel Safety Net - Busselton Bush Camp

## WA Day Weekend 3<sup>rd</sup>, 4<sup>th</sup> & 5<sup>th</sup> June 2023



Austravel SafetyNet is having a social camping weekend in June 2023. There will be some formal radio training and other events over the weekend.

Cars, camper trailer, caravans will access the site OK. Larger vehicles like my bus may need to camp on the main track.



All Austravel members are welcome.

Come a day before and leave a day later if you wish.

The camp is on private property about 20km South West of Busselton and is free. With thanks to the working party volunteers we have a shelter similar to the Yarloop camp. The hut will keep the rain off but facilities are limited.

### **You will be camping so bring all you need to be self sufficient.**

- Fire will be burning with hot plate for cooking.
- Porta dunny long drop, but recommend bring your own,
- Dump pit for cassettes (buckets),
- Generators OK, for short periods around cooking times or for charging if the sun don't shine. . (Not 24/7)
- Some water available from rain tank at camp. Other water is available 500 metres away.
- Rubbish, ( take your own away )
- No showers,
- No mains power,
- Friendly dogs OK, as long as they don't chase sheep,
- Camping free
- Plenty of Wineries nearby

Camp Area:- Is sandy with some ground cover and fairly flat. The camp area is sheltered by trees and is on top of a small ridge. Plenty of open space for solar panels to work. It can get a bit windy.

Camp coordinates:- -33.763 115.199

Please let camp host Kim Rhodes know by email if you are interested and request further information on how to get there.

Contact on :- Kim on 0427983329

Email:- 7880@westnet.com.au

# Austravel Bases

I have had a few members ask me why we, (Austravel) needed another base in Penong as our other bases already cover all of Australia. A good question.

Firstly to add a base gives our ever growing club another trunk line if you like. Meaning that another person can be on air, logging GPS, sending SMS or making a phone call at the exact same moment as another base is in use. This is expansion of the network capacity reducing congestion. It is worth mentioning here that the Austravel network has on average 100 to 150 selcall activities of some type per day. More than ten times any other network from what I can see from the on air logs.

Secondly although Austravel bases do cover the Penong area, as I called in on a number of skeds from there during the installation, the signals were at times weaker than nice easy copy. Further out on the Nullarbor from Penong and in South Eastern West Australia these remote areas are a long way from a base and these areas are generally out the back of the directional antenna at Perth base, meaning lower signals to the South East from Perth base. Penong covers all these areas as well. In addition Penong provides backup coverage for Alice Springs and Shepparton Bases. The choice of location for Penong is based on it being as close to the middle, about 1250km to Shepparton and 1600km to Perth base. This is as far West as we could get a suitable, tenatable, location with 4G access.

What makes a suitable site apart from location? I have written about this before but low local noise i.e. no power lines nearby, longevity ownership of the property, security of the site and an owner happy to support our not for profit Austravel SafetyNet. Necessary nearby support for installation and a local electrician or other people that we can use for local technical support. All these issues need to be addressed in finding a suitable base site.

Last magazine contained articles relating to the installation of Penong Base. At Penong we had towers donated and machinery loaned to us for the task. There was a site survey conducted by one of our members DET (2582) driving a 1600km round trip to finalise the suitability. Then planning a design, the ordering of equipment and hardware. All items required had to be taken to site as there is no time to get things shipped to site during the time there. For those interested there is an extract of the equipment list that was required for the Penong Base project at the back of the magazine. It will give some insight into the items that are required to be taken to a site to construct a base. Remember this is base number 7 in Austravel. Some are at easier locations of someone's home or shed but remote Kununurra and Mareeba went through this process as well. We have two fully solar powered off grid HF radio bases now that are performing well. This plan concept may need to be applied to some other sites as local noise levels grow.

For those interested this is an extract of the Penong project spread sheet. All these items had to be taken to Penong to complete the project. Penong is a fully solar powered site with no mains power in the building or near by. It receives and transmits extremely well.

It has channels 1,2,4,7 only as it is not intended to cover all of Australia. Just intended to cover its' service area well.



<b>Radio and internet equipment</b>
2050 Transceiver
2060 telephone interconnect BC20600
Speakers
PA fans BCA20002
Telcall software and 5199 license
Telcall computer loaded with Lynix and software
Interconnect cable harness
Audio taper unit to improve TX audio
Teltonika RUT955 modem
Voip unit ATA Cisco
Rack trays for radios and modems
5 volt linear regulator ATA and Telcall CPU
Equipment rack cabinet
2 wire line technician phone
<b>Antenna Equipment</b>
BU00585 BBA100 antenna
BBA100CE 54m Antenna
ZSTBK centre mount frame
BBA Standoff Bracket
Barrett auto tuner 411
Tuner mounting plate and cover
Bolts and Nylock nuts to mount cover
Auto tuner multi core cable
Barrett tuner control connector CN-50099 - 7 pin Mil connector
Barrett 6 pin plug for auto tuner to 2050 radio
Pole top pulleys
Shackles
Coax cable RG-213 per Stainless steel armoured.
Connectors RG58 N crimp
Connectors RG213 N crimp female/male
Connectors RG213 PL259
UV stable cord to hold up BBA
4g antenna cable sets X 2
4g antennas 4GX 2 ants
Sat dish mount for 4g antenna
Coax Lightning earth arrestors
Antenna earth stake x1
Earthing cable
Lightening Earth stakes x 3
Vertical Antenna Copper cable
Egg insulators (box)





Door ally trims U section
12 volt led interior light
Light switch & wall box
Through wall coax plate
Coax compression grommets
Appliance inlet GPO for external generator
RCBO 1 pole 16A 4.5KA 16A
01 pole CCT breaker box DB1
GPOs wall and RCD double pole
Conduit
2.5mm TPS mains power cable
Door mag switch alarm
Signage for building
Padlock keyed same as Mareeba
Extra keys cut
Floor broom dustpan & small broom
Screws and jigsaw blades
4.0mm rivits
Air vents
Rack nut and bolts nylon washers
Chip board for battery box
Pine frame battery box
Wood screws
Hinges battery box
Eye bolt for padlock
Nylon Anchors Hammer in (Packet 20)
Pad bolt battery lid
Sylastic (3 tubes)
Safety Helmets
Fan mounting plates
Thermostat mounting plate
Thermostat room fan controller
12 volt server room fans





# FROM THE SKED OPERATOR'S DESK

Even though it has been the hot months since the last Channel Chatter, sked operators both East and West have been busy, having recorded 2899 calls. Approximately 25% of the membership (125) have been calling into the [skeds](#) of which 82 were recorded as travelling members.

How long is it since you used your radio to call into a sked, for a radio check or just to say hello? You can be assured your call will be welcomed by the operator.

## Sked Statistics 1 January 2023 to 15 March 2023

	East Skeds	West Skeds	Total
Number of answered calls (all members)	1779	1120	2899
Number of travelling member calls	426	229	655
Number of individual members using skeds	61	64	125
Number of travelling members using skeds	40	42	82

Sked operators had a Zoom meeting on Saturday, 18 March to discuss the Winter Timetable which will commence Sunday 2 April, the day on which daylight-saving ceases in southern states. The meeting was well attended by members from the Eastern and Western states. The winter timetable will be available in the members' area of the website.

## AGM 2023

Would you like to organise a gathering of Austravel Members in your state for the AGM in September this year?

The membership of Austravel SafetyNet come from all states of Australia and from diverse geographical regions. As a result, it's highly likely that only a small percentage of the membership can attend meetings or social gatherings organized by the committee.

The committee is currently examining ways to support members in all states to host a gathering at any location in Australia under the banner of Austravel SafetyNet. The organizational framework would cover the safety issues as well as communication of locations and dates to other members.

As a committee, we know there are some energetic and enthusiastic members keen to organize social gatherings and we are seeking to support members with their ideas. Should you be interested in being an organizer of an event please email Rick our secretary at [secretary@austravelsafetynet.org.au](mailto:secretary@austravelsafetynet.org.au).

Regards Ken 9618.



## Feedback on the Sked Timetable

Hi members,

From the 2nd of April we will be moving from the Summer to the Winter Sked timetable. The sked operators spend a lot of time trying to ensure that we have good coverage nationwide for travellers. However, with your help we can improve the timetable.

The easiest way to increase coverage is to make sure that we are using the right channels on the right bases.

You can help us with this by identifying blackspots. You may find that a location can access a base for a “revertive” or to record your location, but that the channels used on the Sked do not provide you with the ability to sign on with an operator.

If you let us know about this then we can take this into account when we next revise the Sked timetable.


Please Note: As channel coverage changes throughout the day due to the suns “charging up” the ionosphere, so make sure your coverage comparison is at a similar time of day to the sked.

Just let the sked operator know about your blackspot experience or call Brad (Selcall 2261) on 0418 493 908 and we will make sure we consider your feedback when we next change the timetable.

Safe Travels.

Brad 2261.

## Committee Member’s Report – Joe Rubio 5759



Hi members, I’d like to introduce myself, my name is Joe Rubio. I’m the newest member of the committee and have taken up the vacancy that arose at the March meeting. My background is in electronics, business management and web development. I hold an advanced class Amateur Radio license and am interested in photography, video and of course outback travel.

I’ve been a member of Austravel SafetyNet since March of 2021. I’m a sked operator and have had an ex-officio role setting up new member management and financial systems for the club. It’s very exciting to see the club membership grow to over 530 members. Because of this growth we need to streamline and automate our processes so the committee can sustainably manage the club’s workload. While a lot has been done, there’s more to do and I really enjoy the challenge.

As the travelling season is fast approaching, I’d like to ask all members to log into the members area of our website and update your information. This is so our responders have the correct details if you require assistance. If you haven’t registered for your new password, I encourage you to click on the “Register or Reset Password” link on the log in page. Please send me an email ( [joe@rubio.id.au](mailto:joe@rubio.id.au) ) If you’d like some assistance setting this up.

[Click here to go to the member’s login page.](#)

Best wishes,

Joe 5759

## ARTICLE FROM RAY MULDER 4912

I recently came across this great article by Lloyd Butler, Amateur Radio callsign VK5BR, published in 1988 in the Wireless Institute of Australia magazine that shows how significant the development and use of portable and mobile HF ( high frequency) radio was in Australia for military use on the Woomera Rocket Range. Probably the largest range in the world but certainly in the Southern Hemisphere at the time.

This article is of extra interest to Austravel and all outback travellers as it covers extreme conditions in the roughest and most isolated locations in Australia and the development and use of portable / mobile HF radio sets by Australians.

I encourage you to read this article <https://worldradiohistory.com/AUSTRALIA/Amateur-Radio/Amateur-Radio-AU-1988.pdf> ; starting page 22

The magazine also has great info and antenna designs and maybe you may contemplate becoming a amateur radio operator, it really is quite easy to do the foundation level exam and there is plenty of help online and in local clubs. I am also willing to advise and assist members.

All this has some added significance to myself, as in 1976 I worked for a multinational mining company on geotechnical research and investigations related to mining and mine development.

The company held coal mining tenements in South Australia about 80 kilometres West-of Coober Pedy in the area of Lake Phillipson.

It was decided that some geotechnical investigation work was required to support further decisions around this possible development and I was tasked to establish a field camp and mobilise a drill crew and consultants to undertake the investigation work.

An ironic problem around mine development at this desert location is that the coal seam has significant water in the coal seam, all be it Salty.

In those days and possibly still today there was a great mix of characters living and mining in this opal capital of Australia, many of which did not want any contact with authorities, for many and varied reasons I suspect! So when an advance party including a head office mining engineer complete in white shirt and tie flew in carrying a brief case, the word spread around town that a tax man was in town! In those days even opal buyers were fairly casual in their dress to match their clients dress code and the brief case was for the cash buys! In 1976 the Main Street near the pub was paved with crushed soft drink and beer cans, it was very much a "Wild West" town where explosives were purchased and used daily by miners.

In the planning stage, we had to have security checks and passes issued to enter the Woomera restricted zone and on behalf of the company I had our radio supplier apply for and set up our HF mobile radios with a 10 megahertz frequency for Comms back to our base in Central Queensland and fit some additional RFDS frequencies. Ironically that 10 megahertz frequency is now used by a rival travel club! We also had a company caravan located at one of the properties along with a Traeger HF 50 radio fitted with Woomera Rocket Range control frequencies and all our vehicles had recently upgraded to Codan model 6924, 25 watt mobiles. We had also arranged the hire of 2 double decker ex London busses for camp use. One set up as a kitchen dining room and one as sleeping accomodation for the consultants. These units were normally used on the property for shearing contractors.

We needed to provide blankets and basic bedding so a trip to Mackay saw a locally owned haberdashery store sell us about 20 top quality wool blankets and other sleeping requisites.

This was all loaded into open sealable top 200 litre drums for transport in our land cruiser tray back.

All essential camp equipment was gathered and loaded into our cruiser and a Drilling supervisor and I set off from our Central Queensland camp early one morning and drove in shifts stopping at the Middleton Hotel where we had a shower in the galvanised iron lined room under the tank stand and had adjoining rooms, again corrugated iron walls. The days travel was about 870 kilometres, so we did not take any rocking to sleep well. Day two saw us cross the Diamantina River West of Boulia on the Plenty track as it was in those days. It was very rough with many sections reduced to thirty kilometres and less speed to avoid damage. We crossed into NT at Tobermory and camped the night at a tank where we came upon fellow travellers, a couple showering naked under the tank overflow, as you do in the bush.

We camped for the night after much good conversation about travel and life, had over a meal cooked on a open fire, then we said our goodbyes as we were leaving early.



Lunch time the next day saw us travelling through the Harts Range area, to arrive in the Alice where we took a break, visited the old wireless station, restocked with food and fuel and spent the night in a motel. Day four saw us take in some local attractions like Pitchie Richi Park before departing to some geologically significant locations like the Henbury meteorite crater, Ayres Rock and the Olga's. Having camped the night in the Ayres rock campground of the day, we did the obligatory sunrise observation, walked around to see the significant sites and drove out to the Olga's, before leaving for points south. We camped late that evening in what has been one of my coldest nights in Australia. It was blowing a gale straight off Antarctica we gathered fire wood, lit a good fire and camped behind a creek bank and vehicle. Despite our swags we had to break out some blankets to supplement our insulation.

On arrival in Coober Pedy we checked into the motel, met up with locals, set up accounts with local suppliers, arranged fuel and material drops to the camp site 80 kilometres away out on the edge of the lake. We had a meeting at the motel with the Woomera Range and Security Officer and established Comms protocols and schedules and generally got things organised. We spent the next few days at the lake building a basic timber framed shower and drop toilet, set up water and power for when the buses, drill crews and consultants arrived.

During the project the consultants managed to bend the axle housings on a hired land cruiser wagon by becoming airborne on the dog fence track after not knowing that if something is hanging on the fence it's a bush warning that an obstacle is ahead so take note and slow down!

Lake Phillipson in June 1976 was quite spectacular as it was the first time in 27 years it was full! It had a full range of water birds from pelicans and waders to seagulls, raptors and other birds in abundance because of the good season and abundant water

I challenge and encourage members to share some of their travel stories or experiences by submitting same to our magazine editor.

Ray  
4912

**Austravel received this great message. Thank you Dave for your kind words and we hope to cross paths with you at one of our future Get Togethers.**

**Gday there!**

**I was fortunate enough to meet one of your members yesterday in the quiet mid NSW coast town of Manning Point near Taree.**

**Being an Amateur operator (VK2BRA) and radio nut all my life I spotted his HF antenna at the local Oyster Co-Op and had a quick yarn. He informed me of this group and said he was a proud member.**

**I couldn't help but have a look at the website and FB page of course and I thought I'd better say "Congratulations and well done" to the group.**

**So thank you to the kind gent and member in the silver Land Rover, he may have just inspired a new future member.**

**Cheers and 73's**

**Dave from Newcastle**

**VK2BRA**



AN INTERESTING LETTER OF WARNING THAT I RECOMMEND ALL READ.

At Truck Friendly we often receive emails and messages of scary incidents on the roads and we appreciate the feedback.

Peter recently sent me this warning after he went to clean the solar panels on his caravan. It reinforces the message Truck Friendly has been saying for some time.

CHECK YOUR SOLAR PANELS.

Peter writes: - "!! Warning to all caravan owners !!

Whilst preparing to clean the roof of our 2020 Crusader Lifechanger Connection and check solar panel connections ready to fit another panel, I decided to lift the panels to clean under them. What came next rang alarm bells.

First screw came out easy, half of it only as it was corroded through completely, then a few came out complete with another 5 completely corroded and the other part of the screw still in the panels. All screws badly corroded after only 2 years.

These screws are all that holds the panels into the frames that are silastic to the roof. If they failed then nothing preventing the panels from flying off.

The screws used are plain steel wood screws. No tensile strength and no corrosion protection.

A big fail to the solar installer and the manufacturer. Another caravan manufacturer quality fail!

I advise checking your panels for the same issue and replacing with quality marine grade stainless steel screws or other screw suitable that will not corrode."

He further writes : - "FYI our van was bought from another couple in 2021. They bought in new in 2020 but only got to use it once. This issue is really concerning that I am now rectifying but how many others are out there like this or worse? I dare say another 1- years and our panels would have only been held on by a wing and a prayer as the screws left are all in bad condition now."

Thanks Peter and it can be a warning for all to maintain their caravans and motorhomes before each trip.

3 people were killed in Tasmania avoiding a solar panel flying that came off an RV at highway speed, and there are multiple reports of windscreens smashed and other car damage from being hit by flying solar panels, including this one from the Grey Nomads web site.,

<https://www.thegreynomads.com.au/solar-3/>

Please check yours.

Stay safe

Cheers

Ken Wilson

#truckfriendly



# The Dig Tree

**Coordinates: 27.37'25 degrees south, 141.04'33 degrees east.**

## Brief Background

The Dig Tree is an important part of Australian history. Put simply, it is part of the story of The Victorian Exploring Expedition known most commonly as the Burke and Wills expedition that transited Australia from Melbourne Victoria to the Gulf of Carpentaria in Queensland's north. The place now known as the Dig Tree was recorded as camp 65. This camp is approximately halfway on their northerly journey. This location of the camp is now found in the Dig Tree Reserve on Nappa Merrie Station in Queensland's Bulloo Shire, approximately 60 kilometres east of Innamincka S.A., on the Adventure Way.



Keith Skinner

This expedition was full of high dramas and intrigue; far too much to discuss here. However, one of the most interesting points of the story is that four men, including John Wills, the surveyor and meteorologist, walked from this tree on the bank of Coopers Creek to the Gulf of Carpentaria and back to that same tree.

When the three surviving explorers returned to Camp 65 on 21 April 1861, spent, starving and in rags, they found it deserted. Members of the original team who remained with the cache of stores, had left that very day for Menindee, with six camels, twelve horses, all the clothes and most of the food. Bourke, Wills and King died as a result. The departed team did however, leave some provisions buried with a blaze cut into a tree identifying where to dig for the provisions. That tree at Camp 65 is now known as the Dig Tree.

## The Dig Tree as a Destination

Knowing all the above, and more, I set out from Brisbane and travelled the 1,389 kms via St George, Cunnamulla, Thargomindah, Noccundra to visit this Coolibah tree. The road from Brisbane to Innamincka is now all bitumen. The only dirt is the private road from the main highway (the Adventurers Way) to the camp area on Nappa Merrie Station. It's between 9 and 13 kms of very corrugated farm road; well signposted; that leads to the information building. Note: there is a conservation fee of \$20 per vehicle/per night to camp the Dig Tree Reserve; less for a day visit. An honesty box is found near the camp's information building. Fires are permitted, but you must provide your own wood. There was no toilets or drinking water available. I would suggest the camp spot is most suited to only self-contained RVs.



On arrival at the Dig Tree you will find a cream coloured river (Coopers Creek) that could be one of many in South-Western Queensland. Nearby trees provide resting relief from the heat, and camping is available anywhere along the creek, within the Dig Tree camp area. The creek banks and camp area is very dusty. A gentle breeze carried an expected number of flies, searching for my drink and my sweat. Note: fly nets recommended. Photos and story boards now placed at Camp 65 information building show the same trees in place today as was there in 1860. When I visited, there was almost no sound. Just an occasional turtle jumping from a floating branch. No other current-day traveller was there, but me.

After departing the Dig Tree camp, I travelled the 60 kms into Innamincka. Here I found a pub, a general store (known as the Trading Post), fuel, and a toilet block. The friendly staff at the Trading Post can be contacted on (07) 46554323, re further information.

Hot showers are available for a gold coin fee. Cold showers are free. A free camp area is located just out of the town on what is referred to as the Town Common. It is on low land near the creek. Beware parking your RV here if storms or rain are expected. The dust would turn to mud very quickly.



Information Building



### **Safety**

It pays to remember, Nappa Merrie Station and the road to it and Innamincka requires travelling through part of Strzelecki Desert and Channel Country. Vehicles and travellers need to be prepared to safety travel these areas. This country is not to be taken lightly. Travellers beware.



### **Fuel**

As already stated, fuel can be purchased at the Innamincka trading post, and at an unmanned fuel station at an Oil Refinery along the Adventure Way between Nockatunga and Innamincka. Otherwise, the closest towns are Thargomindah, Noccundra or Eromanga. With my Toyota 200 series and a 19ft 6in van, I left Thargomindah with 93 litres of diesel in the vehicle and two 20 litre jerry cans. Some 133 litres. I found I needed extra fuel at Innamincka before making the return trip.

### **Conclusion**

This trip and this isolated place was/is a pilgrimage to outback Australia and the memories of the people who opened this country.



# UPCOMING EVENTS

if you wish to add any events email:  
[newsletter@austravelsafetynet.org.au](mailto:newsletter@austravelsafetynet.org.au)

## TAG ALONG WORKING BEE AND SOLAR ECLIPSE

10<sup>TH</sup> to 20<sup>th</sup> April

Suitable for caravan access and 4X4.

Hi everyone,

Track Care is doing a trip to the Jimba Jimba station to help develop the Winnemia campground. The location is off the road from Carnarvon to Gascoyne Junction just offset from the South West part of the Kennedy Range loop road.

Track Care are inviting the 4WD Club of WA and Austravel to join them on this project:

*April 10 (leave Perth) work at building two toilets and two showers at the campground (pre work will be done) to be completed by April 19 so that we can all watch the solar eclipse on site (92%) on April 20.*

Numbers are not really limited because we have other projects on the Pastoral lease that need doing as well.

People are welcome to attend part of the project although arriving on April 19 will be, well, frowned upon and you would be given other work to do after the eclipse.

If anyone from the club is interested please reach out to the Chair of Track Care whose details are listed below:

Also let me know so I know who is coming from Austravel.

Kim 7880 [7880@westnet.com.au](mailto:7880@westnet.com.au)

Track Care

Graham Weber,  
 Chair  
 Track Care WA Inc.  
 0418914016  
 E-mail:  
 Website: [www.trackcare.com.au](http://www.trackcare.com.au)

[Chair@TrackCare.com.au](mailto:Chair@TrackCare.com.au)

### Up & Coming Events

#### **April:**

*We have an Easter Gathering Austravel (WA)*

*Track Care working bee and Eclipse viewing (WA)*

#### **May:**

*Southern Electronics Group Amateur radio club camp weekend (WA)*

*Austravel Muster Blackbutt (East)*

#### **June:**

*WA Day Muster at Koorup (Busselton)*

#### **October:**

*Take the road less travelled on wesCarpade (Austravel Invited)*

#### **Our AGM (TBA)**

*For further information.*

Please head to our web page [austravelsafetynet.org.au](http://austravelsafetynet.org.au) <EVENTS > Tab

<https://www.austravelsafetynet.org.au/node/53>

# MEMBERS TAKING BROCHURES


Have you ever found yourself chatting to a fellow traveller about the antenna on your car and what you can do with the HF radio, but then have nothing to give them as a take away from the conversation? If you talk about Austravel now and then, to others and would like to see a new member or two evolve from your conversation, we do have brochures you can give out.


This helps people remember your conversation and gives contact information for follow up.

How do you get some? Simple, just send me an email with your postal address, a bit of a note about this and I will post a few to you.


Remember if you help get new members it helps keep your fees lower, not to mention that you are helping someone get a lifeline from the bush.

Kim Rhodes Email:- [president@austravelsafetynet.org.au](mailto:president@austravelsafetynet.org.au)





## How to Contact Me



Three simple methods to contact a travelling Austravel member who has a HF radio switched on.

<small>Leave your name and seicall number for your friends</small>	<small>Seicall</small>

There are three (3) methods of message delivery available to any Austravel member travelling in rural and remote areas, or mariner members sailing in coastal waters:-

- Voice Mail**
  - Family and friends can dial Austravel's 24/7 office number - 07 2101 3457 and leave a voice mail message for the Austravel member to be passed on via seicall contact, or morning and afternoon scheduled net.
  - Ensure the message contains the name and seicall number of the targeted travelling member. Please write it in the box above.
- Call a specialist Austravel member for assistance.**
  - Family and friends can call one of the listed Austravel members (in the list below) and detail their needs person-to-person. The specialist Austravel member will attempt to contact and pass on your message as requested.

Seicall	Location	Name	Phone
0951	QLD	Gauff Peck	0403 309 020
1750	QLD	Bash Carver	0407 936 289
9618	QLD	Kim Fischer	0439 749 449
7880	WA	Kim Rhodes	0427 983 329
6355	WA	Colin Ingham	0417 097 043
- Out-n-About MAILBOX**
  - Alternatively, family and friends can run the Out-n-About app on their mobile phones or tablets and send messages to your radio as well as monitor your travel's. However, Out-n-About MAILBOX direct messages are not infallible so if it is **very urgent** it's advisable to "double up" on message delivery by initially contacting us via method 1 or 2 (or both if you wish).

**Travelling members - to make the contact with you as above possible, please note!**

For members **travelling with a radio installed GPS** like Hamel & Girel, leave an electronic breadcrumb trail by frequently logging your GPS position and/or log in via the morning and afternoon sked. For members **travelling without a radio installed GPS**, log your position daily via either the morning or afternoon sked (or both). This will provide H.E.L.P. (4357) operators with key information from which to assist in track and trace scenarios. For seicall contact from a base - leave your radio on and scanning, particularly while driving!



DON'T FORGET.....a copy of the "How To Contact Me" sheet is included in this newsletter (last page) and all future new editions. Tell people where you are going and show them you can be contacted in a hurry if the situation arises. If it's an urgent message that needs to find you, double down on the urgent message delivery:-

1 family & friends can send an urgent message via the Out-n-About app MAILBOX.

2 and also...family & friends can request an urgent message be passed on via a morning or afternoon sked. To have an urgent message passed on, call Austravel's 24/7 VOICEMAIL service or phone an Austravel responder PERSON to PERSON.

(details found within the "How To Contact Me" sheet)

**An  
URGENT  
Message**

## FOLLOW WHAT WE'RE UP TO ON SOCIAL MEDIA

PIM CAHILL (7255) SOCIAL MEDIA OFFICER  
Email: [socialmedia@austravel.org.au](mailto:socialmedia@austravel.org.au)





# Welcome New Members

1615 Daniel Sansom

0247 Romain Machefer

0904 Fabrizio Caporaso

1025 Chris James

4570 David Scott

1721 Ray Schoof

0701 Karl Ohm

9665 Glen Bathols

2181 Brett Archer

3860 Clayton Derix

1770 Rodney Bell

2001 Trudi Chudleigh

1018 Graham Ponter

0008 Rob Varga

1602 Neil Warnock

0985 Peter May

0463 Dino Tollarzo

5101 Mitch

4711 Christian Fahrig

1204 Jody Ward

6071 Cath Morgan

4050 Peter Florian

1010 Peter Wolski

5022 Ryan Lovett

6865 Darren Nicol

8613 Lewis Kelly

0419 Dale Cavies

9962 Tristan Mercer

0455 Clifford Temisgian

0118 Mal Flanigan

## Roustabouts RV Club Inc.



[Click Here](#)

**DON'T FORGET TO DOWNLOAD THE LATEST  
 SKED TIMETABLE  
 FROM THE  
 AUSTRAVEL WEBSITE**







## For Your Safety When Prospecting

### HF two way Radio with an advanced edge

As prospectors you inherently travel in remote areas. Many of the locations are away from mobile phone coverage with the road access often rough and four wheel drive only. These travel conditions when combined with a lack of communications escalates the risks associated with travel in these areas.

Many people have heard of High Frequency (HF) radio and the benefit it offers of long distance communications from anywhere, but may believe they need to do exams to have use of this type of radio, or it is old fashioned. This is not the case.

Anybody can have a HF radio and become licensed to transmit by becoming a member of Austravel Safety Net. Austravel is a not-for-profit organization which maintains a virtual security blanket for remote area travellers by supporting HF radio communications Australia wide. Membership costs are very low.

High Frequency (HF) long-range radios on the Austravel Safety Net are capable of accessing an extensive Australia-wide base network, enabling communications and telephone inter connect, from outback locations where a mobile phone will not work. (That's a fact).

Austravel recently introduced state-of-the-art technology, named Telcall+ and the Out-n-About phone app, linking HF radios with mobile phone networks. This revolutionary system connects your HF radio with satellite navigation and cross-pollinates with services such as map position marking, text messaging, direct SMS to any mobile phone and telephone direct dial interconnection from your radio.

For the first time, this extraordinary technology value-adds to HF radio and brings all its features into the 21<sup>st</sup> Century.

Telcall+ and Out-n-About™ provides a map display (if you choose) for family and friends of your camping locations, no matter where you are in Australia. No need to contact them every day to say you are OK but you can if you wish to.

**Emergency Call** is possibly the single most important feature of the Telcall+ system:

By depressing a single button on the HF Radio, or sending a selcall/GPS call to a single number any user can call for emergency help response easily.



Cont....

## For your safety when prospecting

Emergency Call can be used for general help or life threatening emergencies. Extensive knowledge of operating the radio is not required to make an emergency call.

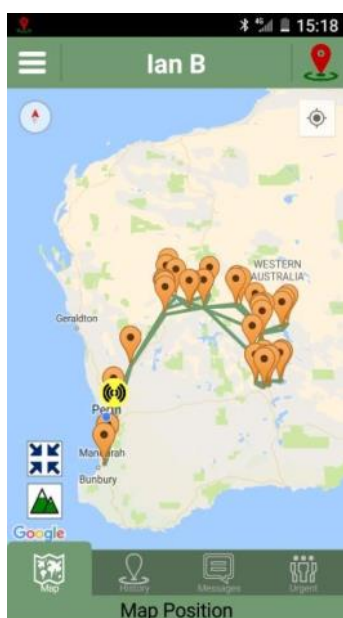
(A partner can make a call) with the single Red button call on certain radios.

Some people believe that a mobile phone will make an emergency 000 call from anywhere. It will not in most of Australia. There must be at least some coverage from someone's network where you are located for this to work.

Austravel Safety Nets' help response system is unparalleled by any other network.

The Telcall+ technology is not available anywhere else in the world with the program purpose developed in Australia, by Australians, for Austravel Safety Net.

To recap the Out-n-About™ phone app can send text messages from anywhere in the world to a HF radio located anywhere in Australia.



Today's HF radio user can make an emergency call for help, mark their GPS positions on a map, send text messages to the radio mail box system, SMS any mobile phone or make a phone call from anywhere in Australia.

Family and friends do not need Austravel Safety Net membership to run the Out-n-About™ phone app. With the app they can view GPS locations of selected user members and communicate to those radios by text. Different levels of access are PIN-protected for privacy

Some travelers already have HF radios and can achieve these extra features just by adding the Austravel network to their existing radio. This does not interfere with any pre-existing network.

Total cost for Austravel membership is less than \$2.00 per week with fees including radio license and usage costs for phone ,SMS, GPS mapping and emergency monitoring services.

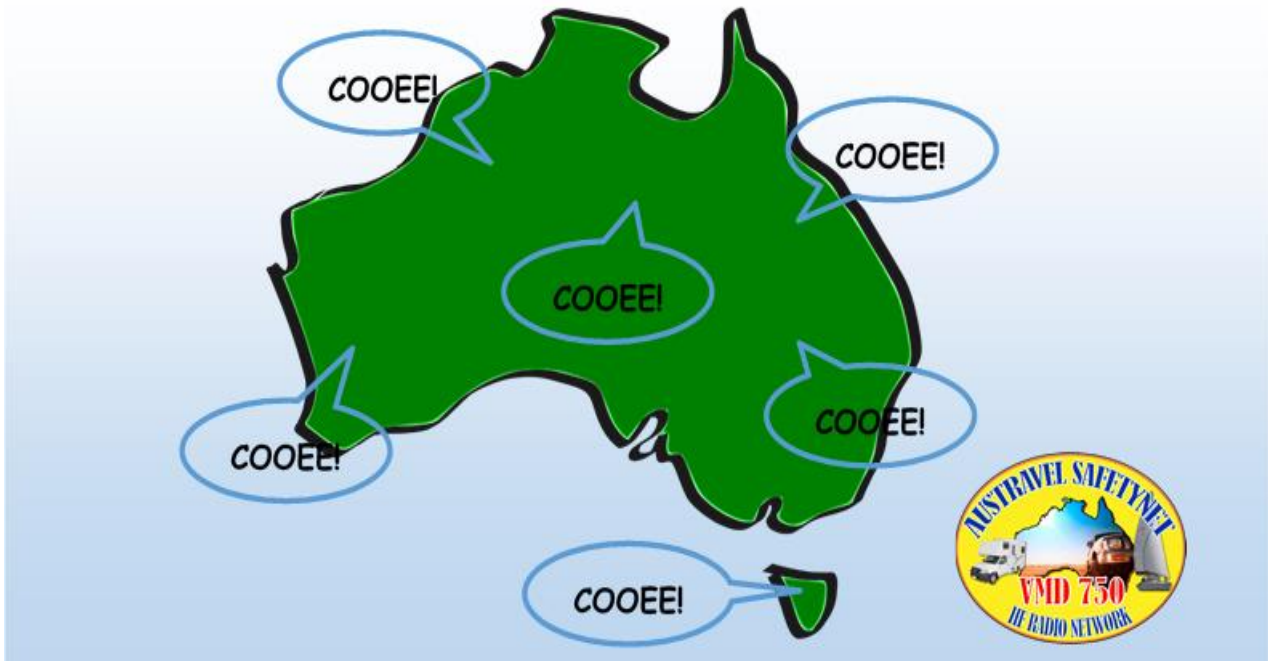
## Do you think your safety is worth it?

HF radios are readily available new and second hand from a number of different suppliers through Australia wide dealerships.

For any technical or operational queries on Telcall+ or the Out-n-About™ app please contact Kim Rhodes on 0427983329 or email:- 7880@westnet.com.au

For further information and to join the AustravelSafetyNet, contact the membership officer. Rick Ph. 0418 185 155





## The COOEE! call

Many members have enquired about a way they could informally talk to each other outside of sked times. We have come up with the idea of the **Cooee Call**.

**Cooee!** is a shout originated in Australia to attract attention, find missing people, or indicate one's own location. It is also known as a call of help, distinct amongst the natural sounds of the bush.

The word "cooee" originates from the Dharug language of Aboriginal Australians in the Sydney area. It means "come here" and has now become widely used in Australia as a call over distances.

We think this is a fitting name for the call Austravel SafteyNet members can use to call each other across this fantastic country of ours.

### How does it work?

- Cooee calls are made on **channel 5** (on the hour for 15 minutes) or **channel 9** (for digital radios at 30 minutes past the hour for 15 minutes).
- Cooee calls should not be made during sked times (8:00am—8:45am or 4:30pm—5:15pm).

To comply with ACMA regulations we need to use the full club callsign on the initial call of each operator eg:

***This is VMD750 Mobile 6789 calling Cooee!*** The response would be ***6789 this is VMD750 Mobile 2345 over.*** Once the initial call is finalised only Selcall numbers need to be identified on each over.

- Members should allow a short pause between overs to allow any other member to join in the conversation.
- Members should pause communication if they hear a Selcall being transmitted in case it is an emergency call.

We hope you enjoy calling Cooee to your fellow members and we hope to hear you on the air.

**Austravel SafteyNet Inc.**



## Netwest's Electronic & Repair Center

### Services

- Transceiver's, Auto Tuner Repairs, Power Supplies & Codan Autotuner Antenna Repairs
- Commerical Electronic Devices Can Be Quoted.

Contact **Bruce or Colin Ingham**

Ph: 08 9225 5522  
Mobile: 0418 376 541

41 Kensington St  
East Perth WA 6004

**DX Radio**  
SYSTEMS

Midland store is now open.

Visit us at Unit 4/17-19 Foundry Road,  
Midland, 6056  
08 6336 9610

Email: [sales@dxradiosystems.com.au](mailto:sales@dxradiosystems.com.au)

**Bushcomm**  
HF Antenna Systems

**Online Store  
Now Open**

Sales - Support - Accessories  
Australian Made - Delivered to your Door

Emergency Antennas

Base Station Antennas

Quality Mobile Antennas

**Melbourne : 03 9017 6777**  
**Brisbane : 07 3118 5265**  
**Perth : 08 6144 3204**

[www.bushcomm-online.com](http://www.bushcomm-online.com)



## TET-EMTRON

### HF Radio Antenna Parts and Supplies

- |                         |                           |
|-------------------------|---------------------------|
| • Cable & Connectors    | Contact: Mark Rawlings    |
| • Mobile                | Austravel Member :        |
| • Wire Antennas         | Selcall 6622              |
| • Feed Systems & Baluns | Lot 25 Brand Hwy. Dongara |
| • Parts                 | W.A.                      |
| • CB Antennas           | Ph: 0455 463 452          |



# FORSALE

Buy Swap & Sell

## Netwest for all your Codan Needs

Contact Colin  
6355  
0417 097 043

### Radios & Complete Packages



Codan 3040 Explorer Antenna



Codan NGT SRX Transceiver



Codan NGT SRX 3040 package



9350 Automatic Tuning Whip



Codan Envoy X2 Digital Mobile Package



Codan Envoy X2 Base Transceiver



## 4050 D HF SDR



- Advanced fully software - defined architecture
- Intuitive and user-friendly touch scree interface
- Wireless operation via iOS, Android & Windows devices
- Selcall / Telcall
- SMS—Pagecall
- Multiple Self ID's
- Wi-Fi Adaptor
- 2019 Auto tune HF antenna with internal GPS receiver
- Address books

Designed and built in Australia for the world's harshest conditions, Barrett HF equipment thrives in the outback and has the track record to Prove it. The Barrett "Outback Traveller Pack" should be considered as standard equipment for anyone travelling in remote areas.

Utilising the "free to air" nature of HF communications, the "Outback Traveller Pack" provides access to essential safety and emergency services with no ongoing call charges.



The Barrett 4050 D handset app supports iOS, Android and Windows devices for wireless voice and radio control.

[www.hfradiosales.com](http://www.hfradiosales.com)

Ph.: 07 3118 5265



## 4050 D

**AUSTRAVEL SAFETY NET Inc.****HF Radio Allied Traders List**

Connecting Austravel Members To HF Radio Sales / Service Providers'



<b>Watts Communications</b>	Codan, Barrett, Icom, Bushcomm Antennas www.wattscm.com.au / sales@wattscm.com.au	Fyshwick ACT 02 6280 6416
<b>Wes Follett</b>	Codan, Barrett, Icom, Bushcomm Antennas wfollett@bigpond.com / 0412 885 817	Deniliquin 03 5881 3189
<b>Eacom Communications</b>	Codan www.eacomm.com.au / ian.blackburn@eacom.com.au	Griffiths NSW 02 6964 2033
<b>Fettell Communications</b>	Barrett www.fettell.com.au	Port Macquarie NSW 02 658 11341
<b>Action Communications</b>	Icom www.actioncommunications.net.au	Kingswood NSW 1800 802 948
<b>Karera Communications</b>	Icom www.karera.com / sales@karera.com	Tuggerah NSW 02 4355 1599
<b>Phoenix HF Communications</b>	Servicing most brands of HF	Kareela NSW 02 9544 6355
<b>Independent Communications</b>	Servicing most brands of HF radios www.independentcommunications.com.au	Tamworth NSW 02 6765 7555
<b>Illawarra Communications</b>	Codan www.illcom.com.au / scott@illcom.com.au	Wollongong NSW 02 4229 7300
<b>Central Communications</b>	Codan, Barrett www.centralcomms.com.au / sales @centralcomms.com.au	Alice Springs NT 08 8952 2388
<b>Comspec (NT) P/L</b>	Codan, Barrett www.comspec.com.au / sales@comspec.com.au	Alice Springs NT 08 8953 1903
<b>Combined Comms Solutions</b>	Barrett www.combinedcom.com.au / info@combinedcom.com.au	Darwin NT 08 8941 0644
<b>ITS Communications</b>	Codan, also servicing most brands of HF radios info @itscomm.com.au	Winnellie NT 08 8984 4855
<b>Multi Voltage Maintenance</b>	Codan, Barrett, Scout All HF radios catered for, older units channelized (Andrew Sutherland)	Yeppoon Qld. 0418 814 978
<b>hfradiosales.com On-Line Store</b>	Codan, Barrett Sales Service (incl. Qmac) and spare parts. www.hfradio.com.au / email: sales@hfradio.com.au	Brisbane Qld. 0408 345 208
<b>Mobile Communications</b>	Codan, Icom www.mobilecomms.com.au	Brisbane Qld. 07 3373 2345
<b>RF Technologies</b>	Servicing most brands of HF radios www.rftech.com.au / maxr@rftech.com.au	Brisbane Qld. 07 3279 7177
<b>Kyle Communications</b>	Codan, Barrett, Icom www.kyle.com.au / kylecomms@specsafe.com.au	Burpengary Qld. 07 3888 7899
<b>Miles Electronics</b>	Codan, Barrett www.mileselectronics.com.au / john@mileselect.com.au	Cairns Qld. 07 4035 1133
<b>Reids Radiodata</b>	Codan reidsradiodata@bigpond.com	Cowra NSW 02 6341 1544



# AUSTRAVEL SAFETY NET Inc.

## HF Radio Allied Traders List

Connecting Austravel Members To HF Radio Sales / Service Providers'



<b>Aust. Professional Electronics &amp; Repairs</b>	Repairs for a wide range of electronic equipment including HF radios Email: <a href="mailto:info@apear.com.au">info@apear.com.au</a>	Redlynch (Cairns) 0408 764 540
<b>Linemaster Marine Electronics</b>	Barrett <a href="http://www.linemaster.com.au">www.linemaster.com.au</a> / <a href="mailto:sales@linemaster.com.au">sales@linemaster.com.au</a>	Maroochydore Qld. 07 5479 6851
<b>TCQ Communications</b>	Codan, Barrett <a href="mailto:accounts@tcq.net.au">accounts@tcq.net.au</a>	Mount Isa Qld. 07 4743 4388
<b>Capricorn Communications</b>	Codan, Icom <a href="http://www.capcom.com.au">www.capcom.com.au</a> / <a href="mailto:sales@capcom.com.au">sales@capcom.com.au</a>	Nth. Rockhampton Qld. 07 4926 1172
<b>Beaney's Communications</b>	Barrett, Icom <a href="http://www.beaneys.com.au">www.beaneys.com.au</a>	Rockhampton 07 4927 5049
<b>Advance Communications</b>	Codan, & Barrett ( <a href="http://www.advancecomms.com.au">www.advancecomms.com.au</a> ) E: <a href="mailto:peter.wrensted@advancecomms.com.au">peter.wrensted@advancecomms.com.au</a> (mobile 0418 987 356)	Roma 07 4592 1111
<b>Navcom Electronics P/L</b>	Barrett <a href="mailto:navcomadmin@bigpond.com">navcomadmin@bigpond.com</a>	Townsville Qld. 07 4771 2422
<b>Norcomm P/L</b>	Codan, + servicing of most brands of HF radios <a href="http://www.norcomm.com.au">www.norcomm.com.au</a> / <a href="mailto:sales@norcomm.com.au">sales@norcomm.com.au</a>	Townsville Qld. 0408 722 833
<b>Digital Radio Solutions</b>	Codan, with service to most makes of HF <a href="http://www.marktek.com.au">www.marktek.com.au</a> / <a href="mailto:contact@marktek.com.au">contact@marktek.com.au</a>	Adelaide S.A. 0418 845 518
<b>Electric Bug</b>	Codan, Icom, Barrett <a href="http://www.electricbug.com.au">www.electricbug.com.au</a> / <a href="mailto:sales@electricbug.com.au">sales@electricbug.com.au</a>	Adelaide S.A. 08 8346 9234
<b>International Comms. Systems</b>	Codan, Barrett, Icom, Wagner, Hawk <a href="http://www.intcomsys.com.au">www.intcomsys.com.au</a> / <a href="mailto:intcomm@intermode.on.net">intcomm@intermode.on.net</a>	Port Adelaide S.A. 08 8447 3688
<b>Northern Communications</b>	Sevice of all brands of HF radios <a href="mailto:phil.48@bigpond.com">phil.48@bigpond.com</a>	Gawler S.A. 08 8522 6081
<b>HF Radio Solutions</b>	Codan & Codan Auto Tune Repair <a href="http://www.hfradiosolutions.com.au">www.hfradiosolutions.com.au</a> / <a href="mailto:ivan@hfradiosolutions.com.au">ivan@hfradiosolutions.com.au</a>	Renmark S.A. 0428 882 719
<b>Weeks Radio Communications</b>	Codan <a href="mailto:sales@weeksradio.com">sales@weeksradio.com</a>	Alexandra Vic. 03 5772 1292
<b>Bairnsdale Communications</b>	Codan, Icom <a href="mailto:sales@bcomms.com.au">sales@bcomms.com.au</a>	Bairnsdale Vic. 03 5152 4622
<b>Lara Electronics</b>	Codan & Codan Auto Tune Repair <a href="http://www.laraelectronics.com.au">www.laraelectronics.com.au</a> / <a href="mailto:sales@laraelectronics.com.au">sales@laraelectronics.com.au</a>	Geelong Vic. 0418 599 355
<b>Bushcomm Online Store</b>	Buschcomm Antennas, Multi Tap Antennas, 2nd. Hand HF <a href="http://www.bushcomm-online.com">www.bushcomm-online.com</a> / <a href="mailto:sales@bushcomm-online.com">sales@bushcomm-online.com</a>	Melbourne Vic. 03 9017 6777
<b>Angus Communications</b>	Codan, Barrett <a href="mailto:hofmann126.ph@gmail.com">hofmann126.ph@gmail.com</a>	Shepparton Vic. 03 5821 9155



# AUSTRAVEL SAFETY NET Inc.

## HF Radio Allied Traders List

Connecting Austravel Members To HF Radio Sales / Service Providers'



<b>South Eastern Communications</b>	Sales & service of most brands of HF radios. www.secomms.com.au	Rosebud Vic. 0434 720 006
<b>AA Radio Services</b>	Codan, Icom, + service of most brands of HF radios. www.aaradio.com.au / sales@aaradio.com.au	Vermont Vic. 03 9264 8333
<b>Earth 2 Ocean Communications</b>	Barrett, Codan, Icom sales and service www.earth2ocean.com.au / sales@earth2ocean.com.au	Bunbury W.A. 08 9721 1730
<b>Esperance Communications</b>	Barrett, Icom + servicing of most brands of HF radios www.esperancecomms.com.au / service@esperancecomms.com.au	Esperance W.A. 08 9071 3344
<b>Gencomm</b>	Specialist Barrett repairs and service Email: john@gencomm.com.au	Claremont WA 0409 376 006
<b>Allcom Communications</b>	Codan, Icom. GME, Motorola, & Tait, - all brands repaired/serviced www.allcom.com.au / allcom@allcom.com.au	Perth W.A. 08 9479 4997
<b>Barrett Communications</b>	Barrett www.barrettcommunications.com.au / information@barrettcommunications.com.au	Perth W.A. 08 9434 1700
<b>Mobile Masters</b>	Barrett (sales no service) www.mobilemasters.com.au / mail@mobilemasters.com.au	Perth W.A. 08 9492 1777
<b>Transair Two Way Radio</b>	Codan, Icom www.transair.com.au / transair@transair.com.au	Perth W.A. 08 9209 2225
<b>RF Waves Australia</b>	Codan, GME, Motorola HF VHF Repair & Service www.rfwaves.com.au / email: cpg@rfwaves.com.au	Hammersley W.A. 0406 288 952 08 93427161
<b>Netwest</b>	Repairs & Service for a wide range of electronic equipment including HF Radios www.netwest.com.au / email: netwest@netwest.com.au	Perth, W.A. (08) 9225 5522

**Austravel Safety Net Inc. Members please note.....**The purpose of this list of "Allied Traders" is to offer a ready reference which may provide you with a source of sales and/ or service assistance when travelling away or near your home location.

Please provide feed back to the "Channel Chatter" newsletter editor if you find any information contained misleading or incorrect.

**Allied Traders...**please review your listing and advise the "Channel Chatter" newsletter editor of any listing detail that is incorrect or requires review. Additionally, if you wish to be removed from our Allied Trader e-mail contact list, please advise.  
(editor contact details contained on page one)



# Walk-2-GPS this app could....

## Save Your Life!

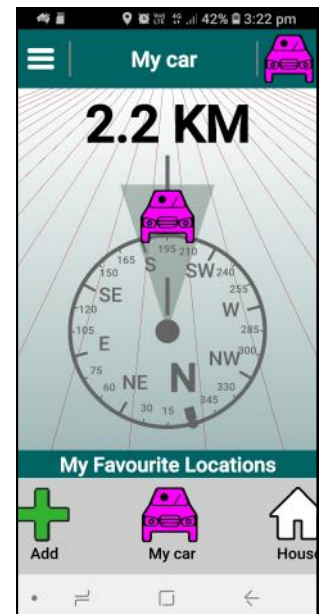
- Loading this simple to use app on your phone may truly save your life, by giving you easy guidance back to a known location, (i.e. your car) using your mobile phone.
- Find your car in a shopping centre car park. Find your way back to camp. (young or old can use this app.)
- This app operates regardless of mobile phone network coverage. (i.e.. In any remote area of the world.)

### Application:

- Mark your location as you park your car.  
Go for a walk and get lost. Keep your location icon in the big triangle and walk back to the car.

### Features:

- Store and name locations with 3 clicks.
- Save many locations for re-use later.
- Show /display actual GPS coordinate information.
- Import/Export locations via clipboard with other applications.



## NEW SYSTEM FEATURES FOR AUSTRAVEL MEMBERS

### Travel Member Information, HF to Email, GPS and Message forwarding

I hope you have all been practicing with your radios sending mailbox and SMS messages. Those skills will lead you directly to use the new email feature. Austravel have added three (3) new features and being proficient with the messaging ability of your radio you will make good use of these.

#### #1 Member Information:-



- Why has Austravel Added This Feature?

Enables members to update/include/change/add personal travel information for any back road's travel at any time. Members travel information, specific to the travel plans on the day, can be added into the Aus travel member database, which in turn can be used by a H.E.L.P.(4357) incident responder if a travelling Austravel member activates a red button call.

This member information can be added using the Out-n-About app or by Telcall+ via your capable HF radio.

Added together with your baseline member information when you joined Austravel SafetyNet, this added "Member Information" potentially aids in any search and rescue (SAR) mission and the time taken by first responders.

A single text field (limited to max 64 characters) contains the member's information. There is a list of standard abbreviations that can be used to increase the amount of information contained in the 64 character message.

For example:- vehicle type, colour, registration and number of people travelling together. If remote, perhaps the range of fuel and the amount water. This information, in an emergency may help first responders find you from the air and locate all persons in your group. On joining Austravel you could perhaps just put in some information from your membership application form. Vehicle and rego and perhaps the area you are generally located in. You need to keep the information up to date if it is going to work for you and this information is only put in the system by you. Please change it for specific travels and activities like, going on a walk trail and remote rock fishing. Your name and phone number is not required as this is already included automatically in the emergency messages.

This small piece of SAR text can be changed at any time from the Out-n-About app (with data available) or from your HF radio when travelling in remote areas.



## How to Contact Me

Three simple methods to contact a travelling Austravel member who has a HF radio switched on.

Leave your name and selcall number for your friends	Selcall

There are three (3) methods of message delivery available to any Austravel member travelling in rural and remote areas, or mariner members sailing in coastal waters: -

### 1. Voice Mail

- Family and friends can dial Austravels' 24/7 office number - 07 2101 3457 and leave a voice mail message for the Austravel member to be passed on via selcall contact, or morning and afternoon scheduled net.
- Ensure the message contains the name and selcall number of the targeted travelling member. Please write it in the box above.

### 2. Call a specialist Austravel member for assistance.

- Family and friends can call one of the listed Austravel members (in the list below) and detail their needs person-to-person. The specialist Austravel member will attempt to contact and pass on your message as requested.

Selcall	Location	Name	Phone
1928	WA	Terry Clinch	0414 532 070
1750	QLD	Bob Carne	0407 936 289
9618	QLD	Ken Fischer	0439 749 449
7880	WA	Kim Rhodes	0427 983 329
6355	WA	Colin Ingham	0417 097 043

### 3. Out-n-About MAILBOX

- Alternatively, family and friends can run the Out-n-About app on their mobile phones or tablets and send messages to your radio as well as monitor your travel's. However, Out-n-About MAILBOX direct messages are not infallible so if it is very urgent it's advisable to "double up" on message delivery by initially contacting us via method 1 or 2 (or both if you wish)

**Travelling members - to make the contact with you as above possible, please note!**

For members travelling with a radio GPS installed; like Hansel & Gretel, leave an electronic breadcrumb trail by frequently logging your GPS position and/or log in via the morning and afternoon sked. For members travelling without a radio GPS installed, log your position daily via either the morning or afternoon sked (or both)

This will provide H.E.L.P. (4357) operators with key information from which to assist in track and trace scenarios.

For selcall contact from a base - leave your radio on and scanning, particularly while driving!